

ADD-Q28CIBEQ28ARBK-P5M

Cisco® (Blue Tab) to Arista Networks® (Black Tab) Compatible TAA 100GBase-CU QSFP28 to QSFP28 Direct Attach Cable (Passive Twinax, 5m)

Features

- QSFP28 MSA Compliant
- Up to 100Gbps Bi-Directional Data Links
- IEEE 802.3bj Compliant
- 26AWG Wire Gauge
- Single 3.3V Power Supply
- Blue and Black Pull Tabs
- Commercial Temperature 0 to 70 Celsius
- Power Consumption is
- Excellent ESD Protection
- Metal with Lower EMI
- RoHS Compliant and Lead-Free



Applications

- 100GBase Ethernet

Product Description

This Cisco® (Blue Tab) to Arista Networks® (Black Tab) dual oem compatible 100GBase-CU QSFP28 to QSFP28 passive direct attach cable has a maximum reach of 5.0m (16.4ft). It is 100% Cisco® to Arista Networks® compatible and has been programmed, uniquely serialized, data-traffic and application tested to ensure that it is compliant and functional. This cable will initialize and perform identically to Cisco® and Arista Networks®'s individual cables and is built to meet or exceed OEM specifications. This product complies with MSA (Multi-Source Agreement) standards and is TAA (Trade Acts Agreement) compliant. We stand behind the quality of our products and proudly offer a limited lifetime warranty.

AddOn's transceivers are RoHS compliant and lead-free.

TAA refers to the Trade Agreements Act (19 U.S.C. & 2501-2581), which is intended to foster fair and open international trade. TAA requires that the U.S. Government may acquire only "U.S. – made or designated country end products."



General Specifications

Parameter	Symbol	Min	Typ.	Max.	Unit	Notes
Input Voltage	Vcc	3.14	3.3	3.46	V	
Operating Temperature	Tc	0		70	°C	1
Storage Temperature	Tstg	-40		85	°C	2
Bit Error Rate	BER			10 ⁻¹²		

Notes:

1. Case temperature.
2. Ambient temperature.

Cable Specifications

Parameter	Symbol	Min	Typ.	Max.	Unit	Notes
Wire Gauge				26	AWG	
Cable Impedance	Z	90	100	110	Ω	
26AWG Product Weight	G _{D26}		190		g/PCS	1
26AWG Cable Weight	G _{C26}		110		g/M	
Dust Cap Weight	G _Q		1.40		g/PCS	

Notes:

1. The weight of the product. For example, the weight of the 5M product is 190+110*(5-1)+1.4*2=632.8g.

Cable Dimensions

Standard Wire Gauge (AWG)	Cable Diameter OD (mm)	Minimum Bending Radius R (mm)
26	9.2	45

Length Tolerance

Nominal Length L1 (m)	Tolerance Range ± (cm)
L1≤2	2
2<L1≤4	4
4<L1≤5	6

Pin Descriptions


Pin	Symbol	Name/Description	Notes
1	GND	Module Ground.	5
2	Tx2-	Transmitter Inverted Data Input. LAN2.	
3	Tx2+	Transmitter Non-Inverted Data Input. LAN2.	
4	GND	Module Ground.	5
5	Tx4-	Transmitter Inverted Data Input. LAN4.	
6	Tx4+	Transmitter Non-Inverted Data Input. LAN4.	
7	GND	Module Ground.	5
8	ModSelL	Module Select Pin. The module responds to 2-wire serial communication when low level.	1
9	ResetL	Module Reset.	2
10	VccRx	+3.3V Receiver Power Supply.	
11	SCL	2-Wire Serial Interface Clock.	
12	SDA	2-Wire Serial Interface Data.	
13	GND	Module Ground.	5
14	Rx3+	Receiver Non-Inverted Data Output. LAN3.	
15	Rx3-	Receiver Inverted Data Output. LAN3.	
16	GND	Module Ground.	5
17	Rx1+	Receiver Non-Inverted Data Output. LAN1.	
18	Rx1-	Receiver Inverted Data Output. LAN1.	
19	GND	Module Ground.	5
20	GND	Module Ground.	5
21	Rx2-	Receiver Inverted Data Output. LAN2.	
22	Rx2+	Receiver Non-Inverted Data Output. LAN2.	
23	GND	Module Ground.	5
24	Rx4-	Receiver Inverted Data Output. LAN4.	
25	Rx4+	Receiver Non-Inverted Data Output. LAN4.	
26	GND	Module Ground.	5
27	ModPrsL	The module is inserted into the indicate pin and grounded within the module.	3
28	IntL	Interrupt.	4
29	VccTx	+3.3V Transmitter Power Supply.	
30	Vcc1	+3.3V Power Supply.	
31	LPMode	Low-Power Mode.	5
32	GND	Module Ground.	5
33	Tx3+	Transmitter Non-Inverted Data Input. LAN3.	
34	Tx3-	Transmitter Inverted Data Input. LAN3.	

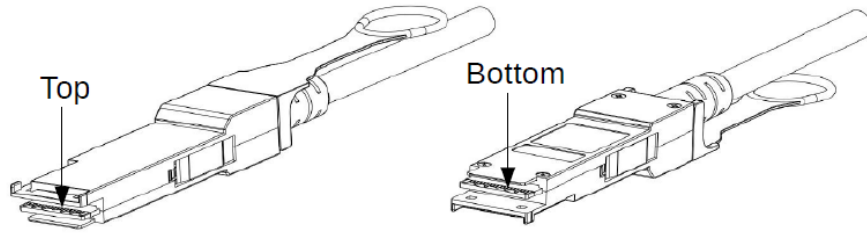
35	GND	Module Ground.	5
36	Tx1+	Transmitter Non-Inverted Data Input. LAN1.	
37	Tx1-	Transmitter Inverted Data Input. LAN1.	
38	GND	Module Ground.	5

Notes:

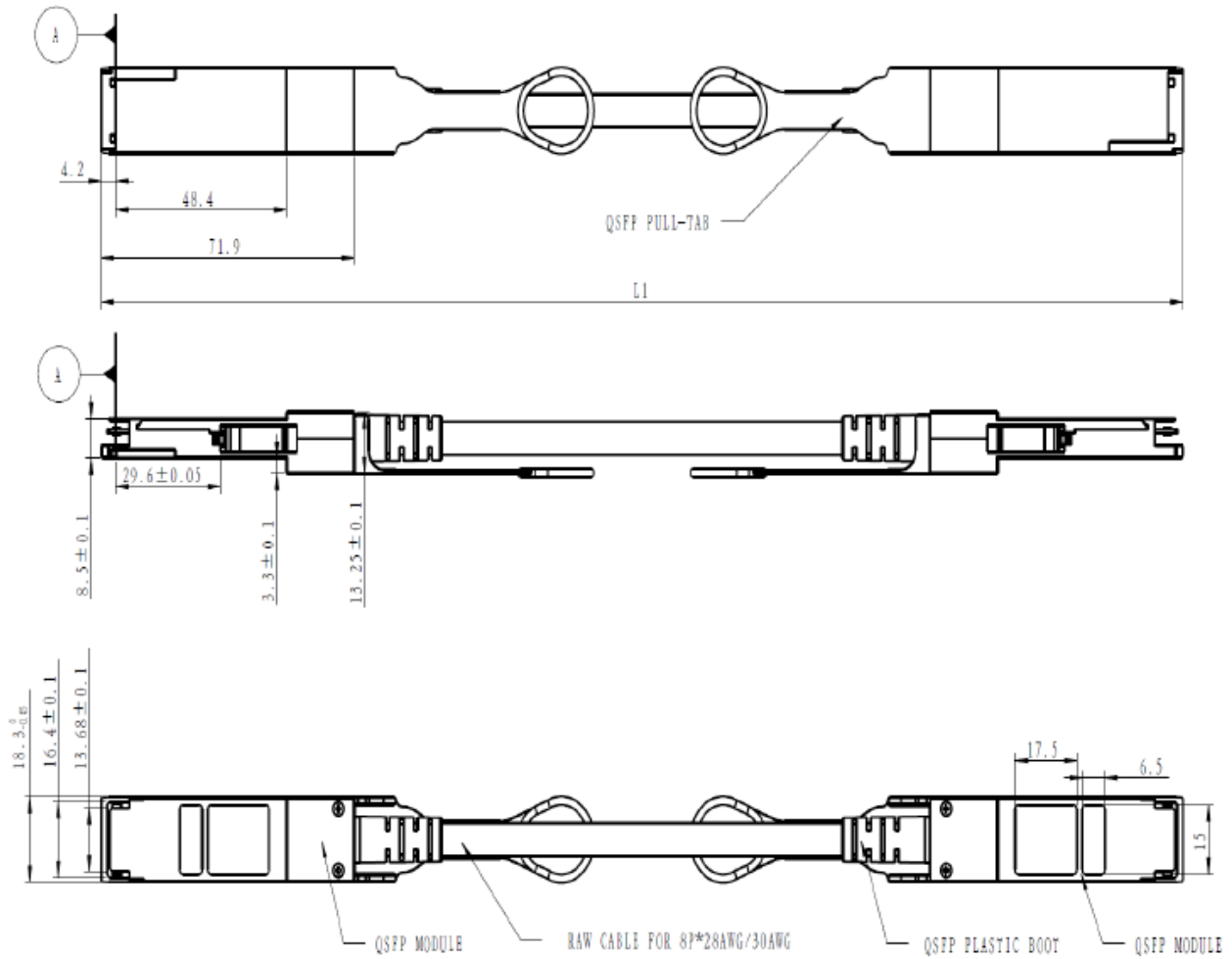
1. ModSelL is the input pin. The module responds to 2-wire serial communication commands when it is held “low” by the host. ModSelL allows multiple QSFP modules to be used on a single 2-wire interface bus. If ModSelL is “high,” the module will not respond to any 2-wire interface communication from the host. ModSelL has internal pull-up resistors in the module.
2. The module restart pin. When the low level on the ResetL pin lasts longer than the minimum pulse length, the pin resets the module and restores all user modules to their default state. When performing the device reset, the host should ignore all status bits. Until the module reset interrupt is completed, please note that, during hot plugging, the module will issue this information to complete the reset interrupt without resetting.
3. This pin is active “high,” indicating that the module is running under a low-power module.
4. IntL is the output pin which is the open collector output and must be pulled up to the Vcc on the motherboard. When it is “low,” it indicates that the module may malfunction. The host uses a 2-wire serial interface to identify the interrupt source.
5. Circuit ground is internally isolated from the chassis ground.

Electrical Pin-Out Details





Mechanical Specifications



Notes:

1. All dimensions are $\pm 0.2\text{mm}$ unless otherwise specified. Unit: mm.

About AddOn Networks

In 1999, AddOn Networks entered the market with a single product. Our founders fulfilled a severe shortage for compatible, cost-effective optical transceivers that compete at the same performance levels as leading OEM manufacturers. Adhering to the idea of redefining service and product quality not previously had in the fiber optic networking industry, AddOn invested resources in solution design, production, fulfillment, and global support.

Combining one of the most extensive and stringent testing processes in the industry, an exceptional free tech support center, and a consistent roll-out of innovative technologies, AddOn has continually set industry standards of quality and reliability throughout its history.

Reliability is the cornerstone of any optical fiber network and is engrained in AddOn's DNA. It has played a key role in nurturing the long-term relationships developed over the years with customers. AddOn remains committed to exceeding industry standards with certifications from ranging from NEBS Level 3 to ISO 9001:2005 with every new development while maintaining the signature reliability of its products.



U.S. Headquarters

Email: sales@addonnetworks.com

Telephone: +1 877.292.1701

Fax: 949.266.9273

Europe Headquarters

Email: salesupportemea@addonnetworks.com

Telephone: +44 1285 842070